

SQUARE STRAIGHT STEEL PYRAMID BASE

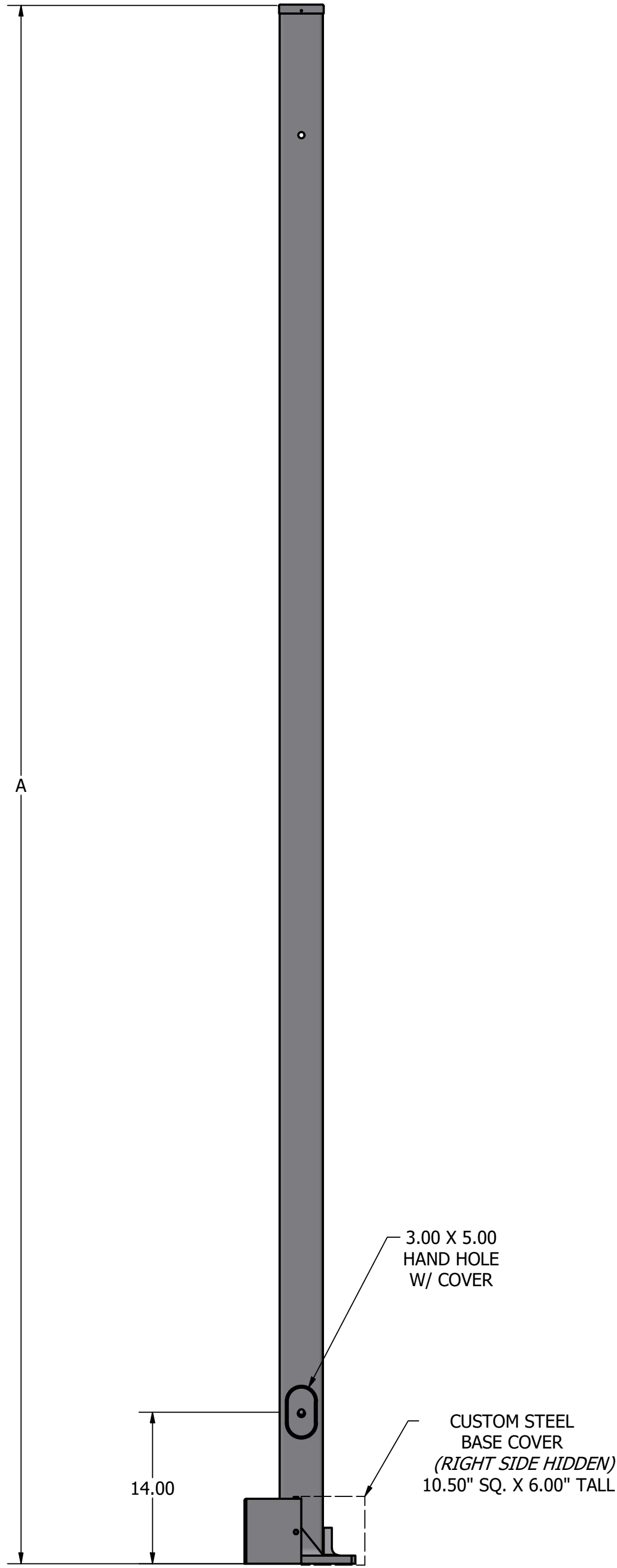
SUBMITTAL PURPOSE ONLY

STANDARD FINISH	
CO.	NAME
TWH	TEXTURED WHITE
DB	DARK BRONZE
HB	HARVEST BRONZE
TMB	TEXTURED MEDIUM BRONZE
NB	NEW BRONZE
SL	SILVER
MG	MEDIUM GRAY
GR	GRAY
MA	MATTE ALUMINUM
PSP	PLATINUM SILVER
BK	BLACK
TBK	TEXTURED BLACK

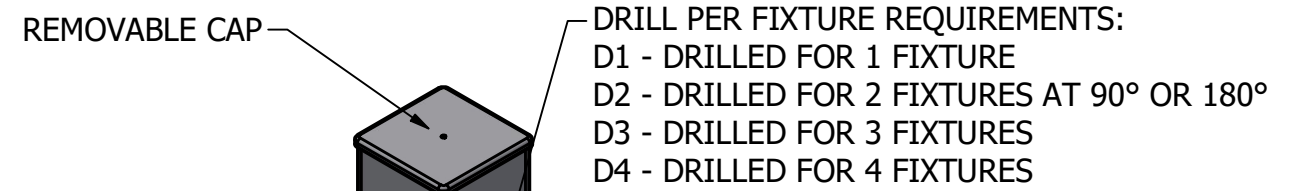
POLE SPECIFICATIONS		
NO.	COMPONENT	ASTM DESIGNATION
1.	POLE SHAFT	A-500 GR. B
2.	BASE PLATE	A36
3.	ANCHOR BOLTS	F1554 GR. 55
4.	GALVANIZED HARDWARE	A153

FINISH SPECIFICATIONS
POLES SHALL HAVE A POLYESTER POWDER COAT FINISH IN A STANDARD COLOR.

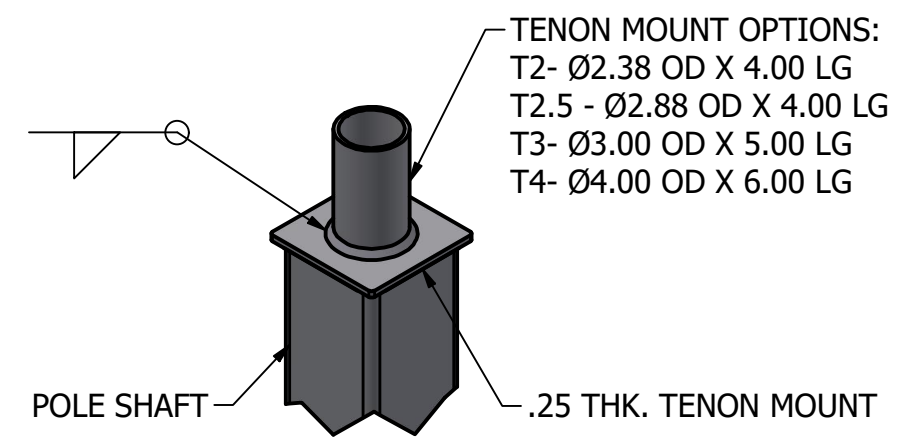
AVAILABLE POLES						
A	SHAFT SIZE	GAUGE	ANCHOR BOLT	BASE PLATE SIZE	BOLT CIRCLE	BOLT HOLE
10'	4	11GA	Ø.75 X 20.00	PY-10X10X3.31	Ø9.25-Ø11.00	.875
12'	4	11GA	Ø.75 X 20.00	PY-10X10X3.31	Ø9.25-Ø11.00	.875
15'	4	11GA	Ø.75 X 28.00	PY-10X10X3.31	Ø9.25-Ø11.00	.875
17'	4	11GA	Ø.75 X 28.00	PY-10X10X3.31	Ø9.25-Ø11.00	.875
20'	4	11GA	Ø.75 X 28.00	PY-10X10X3.31	Ø9.25-Ø11.00	.875
22'	4	11GA	Ø.75 X 28.00	PY-10X10X3.31	Ø9.25-Ø11.00	.875
25'	4	11GA	Ø.75 X 28.00	PY-10X10X3.31	Ø9.25-Ø11.00	.875
27'	4	11GA	Ø.75 X 28.00	PY-10X10X3.31	Ø9.25-Ø11.00	.875
30'	4	11GA	Ø.75 X 28.00	PY-10X10X3.31	Ø9.25-Ø11.00	.875
20'	4	7GA	Ø.75 X 28.00	PY-10X10X3.31	Ø9.25-Ø11.00	.875
22'	4	7GA	Ø.75 X 28.00	PY-10X10X3.31	Ø9.25-Ø11.00	.875
25'	4	7GA	Ø.75 X 28.00	PY-10X10X3.31	Ø9.25-Ø11.00	.875
30'	4	7GA	Ø.75 X 28.00	PY-10X10X3.31	Ø9.25-Ø11.00	.875



POLE DETAIL

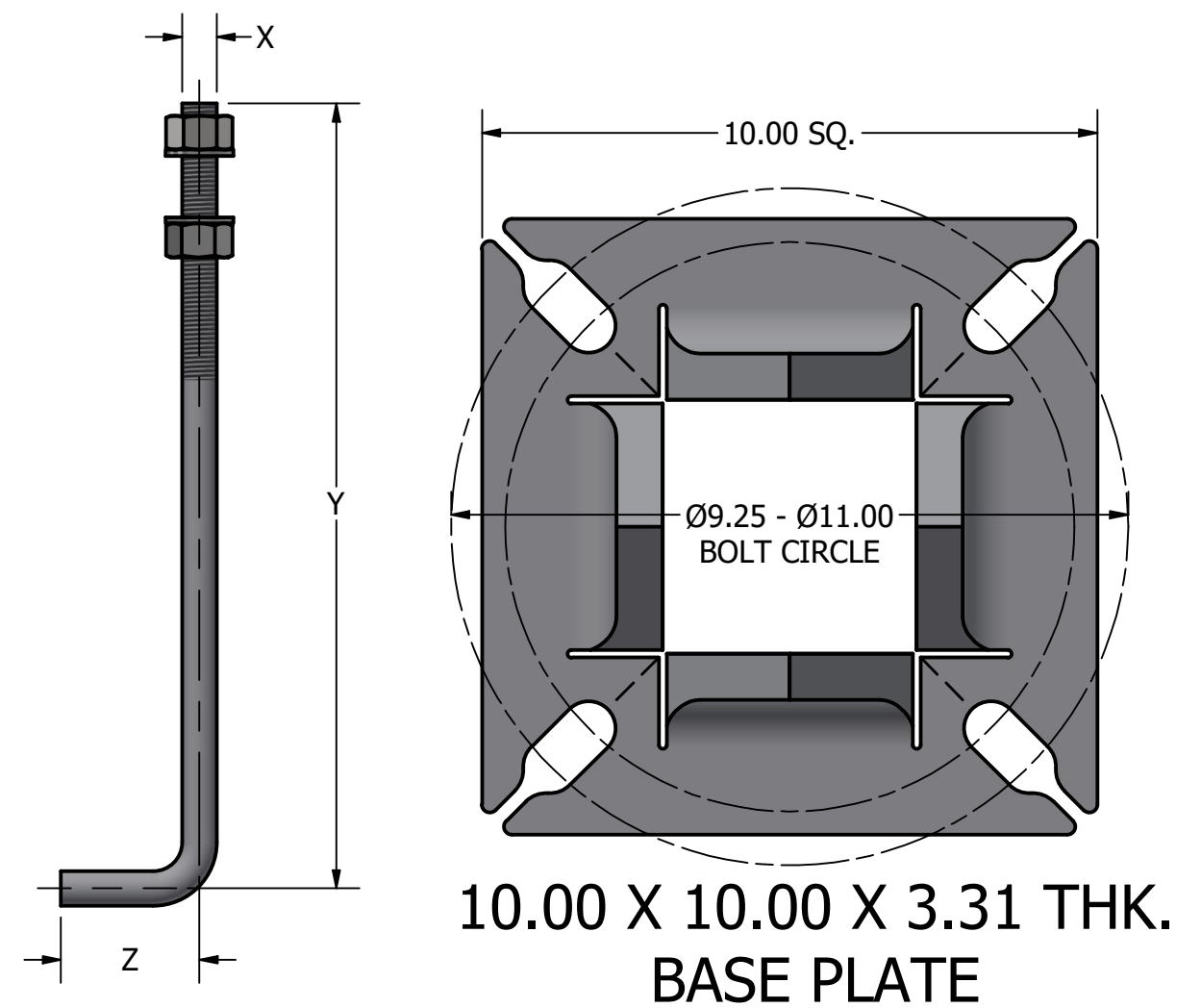


DRILL MOUNT OPTIONS



TENON MOUNT OPTIONS

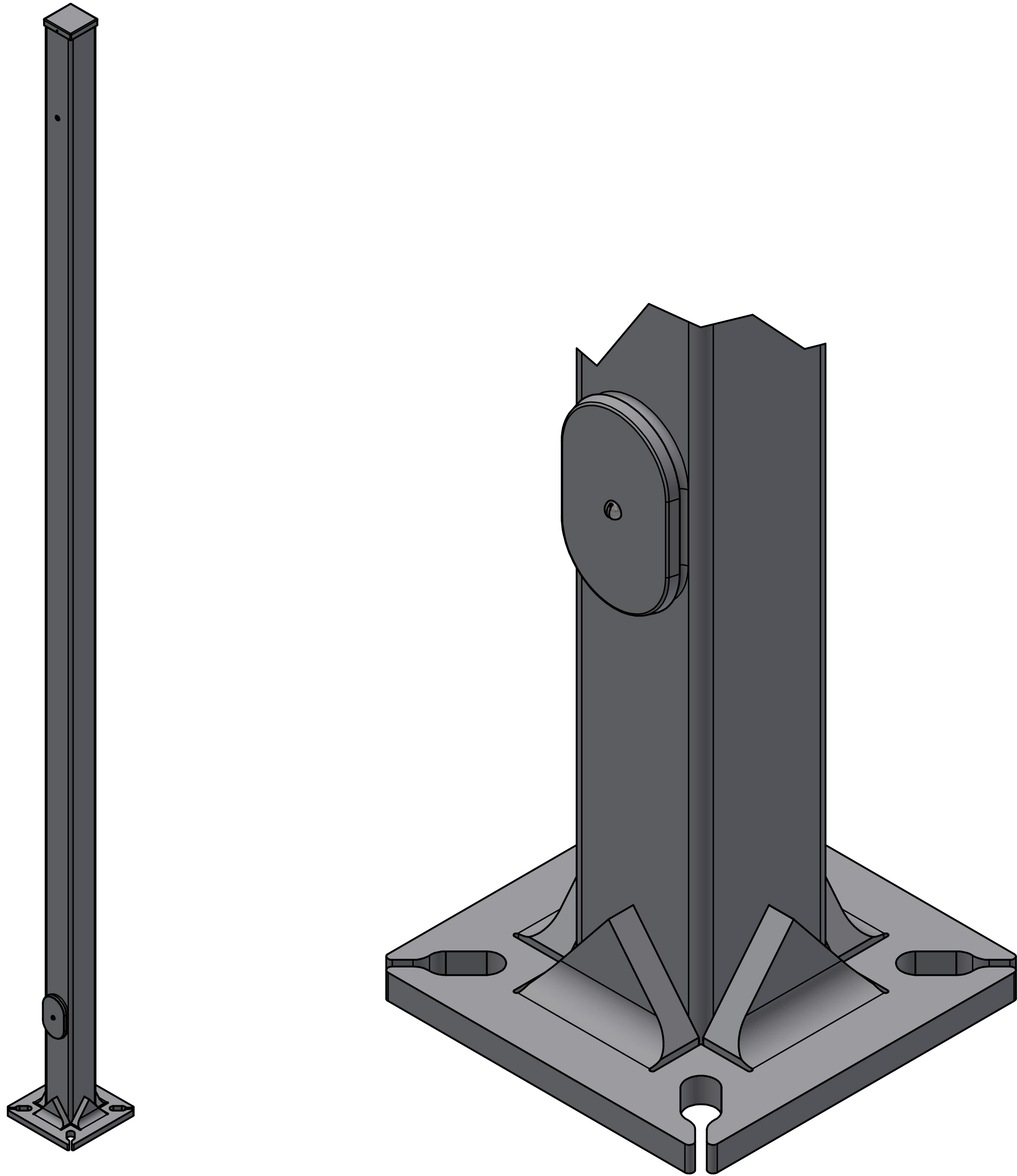
ANCHOR BOLT



SOME GEOGRAPHICAL AREAS HAVE SPECIAL WIND CONDITIONS THAT CAN CREATE WIND INDUCED VIBRATIONS CAUSING A FATIGUE PROBLEM. NO METHOD HAS YET BEEN FOUND FOR PREDICTING DESTRUCTIVE LIGHTING POLE VIBRATION. THESE CONDITIONS ARE UNIQUE AND CANNOT BE GUARANTEED AGAINST, AND ARE THE RESPONSIBILITY OF A LOCAL SITE ENGINEER.

<p>180°</p> <p>90°</p> <p>0°</p> <p>270°</p> <p>HANDHOLE</p>	QUOTE:	DRAWN: S. MONTGOMERY	WARNING: DO NOT INSTALL LIGHT POLE WITHOUT INTENDED LOADING.			
	PO#	DATE: 9/5/2023	APPROVAL SIGNATURE:			
	<p>UNITED LIGHTING STANDARDS</p> <p>A DWM COMPANY</p>		TITLE: TYPE:			
			CATALOG: RPSQ-PY-XX-4-XX-STD			
DWG: RPSQ-PY-XX-4-XX		REVISION DATE: 9/5/2023	REV: 0	SIZE: C	SHEET 1 OF 2	

23171 Groesbeck Hwy.
Warren, MI 48089
P: (586) 774-5650 | F: (586) 774-5706
www.unitedlightingstandards.com



SOME GEOGRAPHICAL AREAS HAVE SPECIAL WIND CONDITIONS THAT CAN CREATE WIND INDUCED VIBRATIONS CAUSING A FATIGUE PROBLEM. NO METHOD HAS YET BEEN FOUND FOR PREDICTING DESTRUCTIVE LIGHTING POLE VIBRATION. THESE CONDITIONS ARE UNIQUE AND CANNOT BE GUARANTEED AGAINST, AND ARE THE RESPONSIBILITY OF A LOCAL SITE ENGINEER.

<p>180° 90° 0° HANDHOLE</p>	QUOTE:	DRAWN: S. MONTGOMERY	WARNING: DO NOT INSTALL LIGHT POLE WITHOUT INTENDED LOADING.				
	PO#	DATE: 9/5/2023	APPROVAL SIGNATURE:				
	<p>UNITED LIGHTING STANDARDS A DWM COMPANY</p> <p>23171 Groesbeck Hwy. Warren, MI 48089 P: (586) 774-5650 F: (586) 774-5706 www.unitedlightingstandards.com</p>		TITLE:		TYPE:		
			CATALOG: RPSQ-PY-XX-4-XX-STD		DWG: RPSQ-PY-XX-4-XX		REVISION DATE: 9/5/2023